



Genetic Profile Test Results

Horse: Stolen Identity

Owner: Gail Smith

Horse and Owner Information

Horse	Stolen Identity	DOB	2011-01-30
Breed	Appaloosa	Age	6 years, 5 months
Color	Chestnut Leopard	Sex	Stallion
Discipline	Cattle/Breeding	Height	15 hands
Registry	ApHC	Reg Number	667436
Sire	Indelible Image	Dam	Check Please
Sire Reg & No.	ApHC 654416	Dam Reg & No.	ApHC 619712
Comments		

Owner	Gail Smith	Address	3415 14th St NW
Phone	701.282.7051	City, State	West Fardo, ND
Email	smithshowhorses@aol.com	Postal Code	58078



Genetic Profile Test Results

Horse: Stolen Identity

Owner: Gail Smith

Results Summary

Coat Color: Stolen Identity has two Red alleles and no Black, indicating his base coat color appears Red. One Leopard Complex Spotting allele was detected which may result in White markings. One Pattern 1 allele was detected which, in combination with Leopard Complex Spotting may result in a "few spot" leopard pattern. As a result of the allele count in each of the following, he has a minimum 100% chance of passing Red, and 50% Leopard Complex Spotting and/or Pattern 1 to any offspring.

Allele Summary: aa, ee, nd1/nd2, LP/n, PATN1/n, CC (Sprint Type), Gaited/n

Traits: Stolen Identity has not tested positive for any recessive disease alleles on this panel. His testing has indicated the presence of one DMRT3 (Gaited) allele, and he may, therefore, pass it to 50% of any offspring. *His DNA was also tested on our discovery/validation platform for non-Dun Primitive Markings. Preliminary results indicate he is heterozygous for non-Dun Primitive Markings (nd1/nd2) and may pass it to 50% of any offspring.

Please note: Your analysis is ongoing and may include some regions marked with an asterisk denoting the following.
* Discovery - This gene detection is in the early stages of discovery and will have varying reliability results.
** Inconclusive - Not a bad omen! Simply put, the gene of interest did not reveal itself (neither a positive nor a negative; no result, therefore unknown).



Genetic Profile Test Results

Horse: Stolen Identity

Owner: Gail Smith

Coat Color Results

Base

Agouti	-/-	ASIP	aa - No dominant Agouti alleles detected; restricts any Black base to appear Bay.	More about A
Black/Red	-/-	MC1R	ee - No Black alleles detected and two Red.	More about E

Modifier

Brindle/IP	-/-	IKBKG	No Brindle/IP alleles detected.	More about IP
Grey	-/-	STX17A	No Grey alleles detected.	More about G

Dilution

Champagne	-/-	SLC36A1	No Champagne alleles detected.	More about CH
Cream	-/-	SLC45A2	No Cream alleles detected.	More about CR
Dun	-/-,-/-,+/-,+/-	TBX3	nd1/nd2 (non-dun with possible primitive markings). One non-dun1 allele and one non-dun2 allele detected. No Dun alleles detected.	More about Dun
Pearl	-/-	SLC45A2	No Pearl alleles detected.	More about prl
Silver	-/-	PMEL17	No Silver alleles detected.	More about Z



Genetic Profile Test Results

Horse: Stolen Identity

Owner: Gail Smith

Coat Color Results, continued

White Patterns Results

Dominant White	-/-	<i>KIT</i>	No Dominant White alleles detected (DW1-21).	More about DW
Frame Overo (LWO)	-/-	<i>EDNRB</i>	No Frame Overo (LWO) alleles detected.	More about LWO
Leopard Complex Spotting (LP)	+/-	<i>TRPM1</i>	LP/n - One Leopard Complex Spotting (LP) allele detected.	More about LP
Pattern 1 (LP modification)	+/-	<i>RFWD3</i>	PATN1/n - One Pattern 1 (LP modification) allele detected.	More about PATN1
Splashed White (MITF)	-/-,-/-	<i>MITF</i>	No Splashed White 1 nor Splashed White 3 alleles detected.	More about SW (MITF)
Splashed White (PAX3)	-/-,-/-	<i>PAX3</i>	No Splashed White 2 nor Splashed White 4 alleles detected.	More about SW (PAX3)
Sabino 1	-/-	<i>KIT</i>	No Sabino 1 alleles detected.	More about SB1
Tobiano	-/-	<i>ECA3</i>	No Tobiano alleles detected.	More about TO



Genetic Profile Test Results

Horse: Stolen Identity

Owner: Gail Smith

Health Genetics 1

Immune System

Foal Immunodeficiency Syndrome	-/-	SLC5A3	No Foal Immunodeficiency Syndrome alleles detected.	More about fis
Severe Combined Immunodeficiency	-/-	DNAPK	No Severe Combined Immunodeficiency alleles detected.	More about scid
West Nile*	-/-	OAS1	Normal susceptibility to West Nile Virus.	More about WNVR*

Muscle Disorders

Glycogen Branching Enzyme Deficiency	-/-	GBE1	No Glycogen Branching Enzyme Deficiency alleles detected.	More about gbed
Hyperkalemic Periodic Paralysis	-/-	SCN4A	No Hyperkalemic Periodic Paralysis alleles detected.	More about HYPP
Malignant Hyperthermia	-/-	RYR1	No Malignant Hyperthermia alleles detected.	More about MH
Myotonia	-/-	CLCN4	No Myotonia alleles detected.	More about myt
Polysaccharide Storage Myopathy (type 1)	-/-	GYS1	No Polysaccharide Storage Myopathy (type 1) alleles detected.	More about PSSM1



Genetic Profile Test Results

Horse: Stolen Identity

Owner: Gail Smith

Health Genetics 2

Neurologic Disorders

Cerebellar Abiotrophy	-/-	<i>MUTYH</i>	No Cerebellar Abiotrophy alleles detected.	More about ca
Lavender Foal Syndrome	-/-	<i>MYO5A</i>	No Lavender Foal Syndrome alleles detected.	More about lfs

Reproductive Disorders

Androgen Insensitivity	-/-	<i>AR</i>	No Androgen Insensitivity alleles detected.	More about as
IAR - Subfertility*	+/-,+/+	<i>FKBP6</i>	Three IAR Subfertility* alleles detected; likely no effect.	More about iar*

Skin Disorders

Hereditary Equine Regional Dermal Asthenia	-/-	<i>PPIB</i>	No Hereditary Equine Regional Dermal Asthenia alleles detected.	More about herda
Junctional Epidermolysa Bullosis (type 1)	-/-	<i>LAMC2</i>	No Junctional Epidermolysa Bullosis (type 1) alleles detected.	More about jeb1
Junctional Epidermolysa Bullosis (type 2*)	-/-	<i>LAMA3</i>	No Junctional Epidermolysa Bullosis (type 2*) alleles detected.	More about jeb2*
Warmblood Fragile Foal Syndrome	-/-	<i>PLOD1</i>	No Warmblood Fragile Foal Syndrome alleles detected.	More about WFFS



Genetic Profile Test Results

Horse: Stolen Identity

Owner: Gail Smith

Other Genetics

Trait Genetics

Lordosis*	-/-,-/-,-/-,-/-	ECA20	No pattern of Lordosis* alleles detected.	More about L*
Curiosity/Vigilance*	+/-	DRD4	GA - One Curiosity and one Vigilance allele detected; likely both curious and vigilant.	More about Cur/Vig
Myostatin/Speed	+/+	MSTN	CC (Sprint Type) - Two Sprint alleles detected; likely Sprint ability over Endurance.	More about MSTN
Gait	+/-	DMRT3	Gaited/n - One Gait allele detected.	More about Gaited



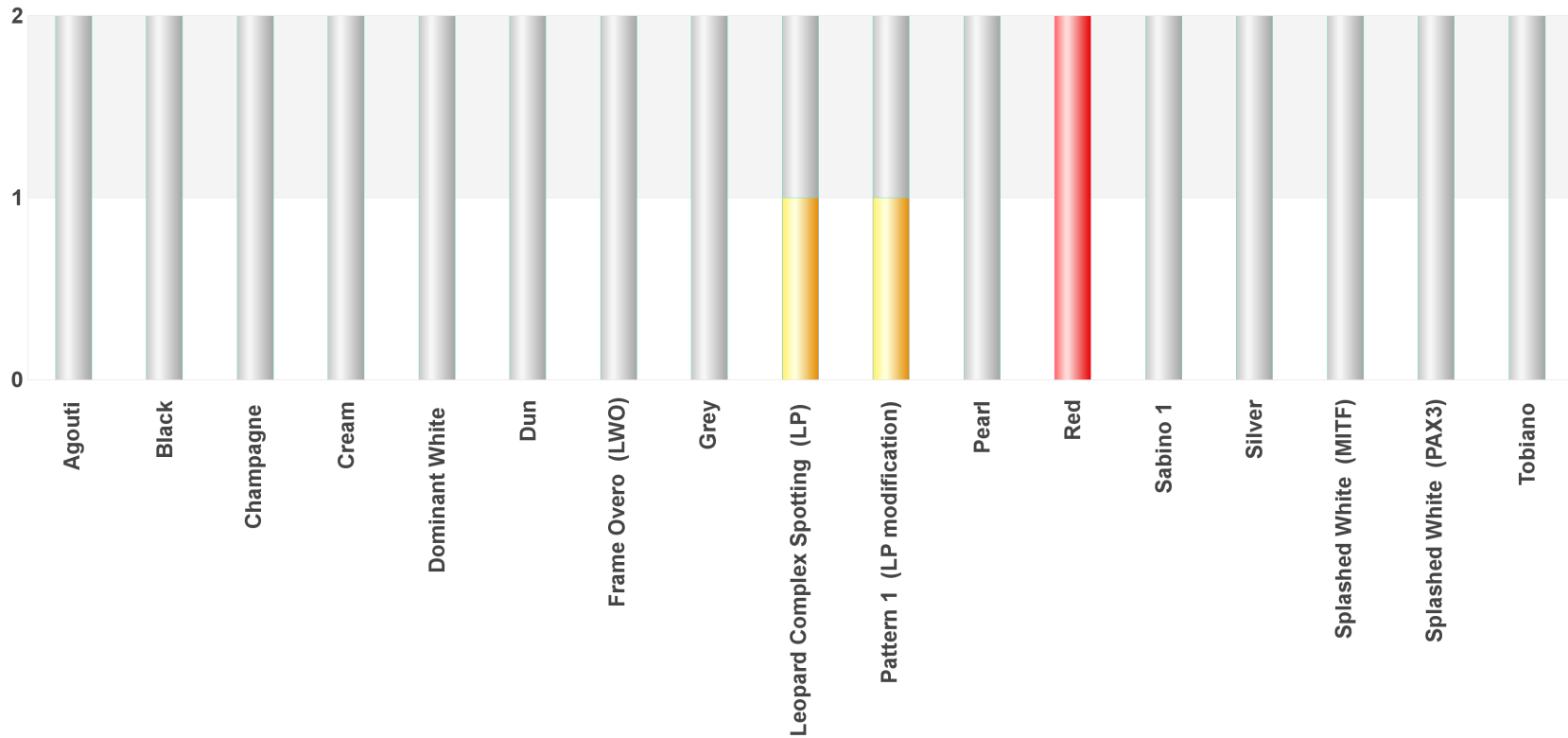
Genetic Profile Test Results

Horse: Stolen Identity

Owner: Gail Smith

Inheritance Probabilities

Coat Color



Coat Color Inheritance Probabilities: The bar graph above depicts the number of alleles for specific coat color phenotypes based upon your horse's genetic testing results. Completely filled red bar represents two such alleles (homozygous) and a half-filled yellow bar represents one such allele (heterozygous).



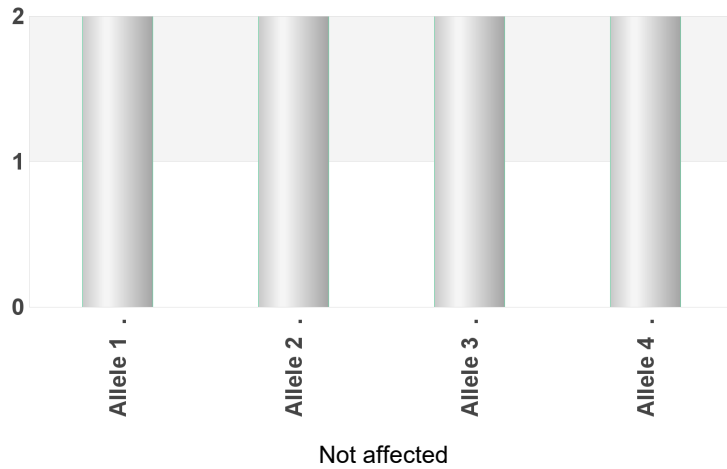
Genetic Profile Test Results

Horse: Stolen Identity

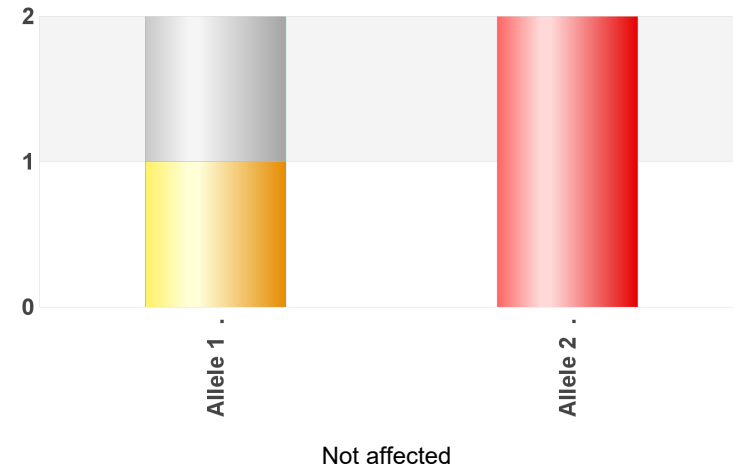
Owner: Gail Smith

Inheritance Probabilities

Lordosis



IAR Subfertility*



Multi-allele Risk Charts: Each chart represents a trait, and each bar indicates a distinct risk or allele presence. These act in combination to produce the trait. A red bar indicates the horse carries 2 risk alleles at the site; a partly-yellow bar indicates 1 risk allele; and a fully-grey bar indicates 0 risk alleles. If all bars are red, then the horse carries two risk alleles at each risk site and is likely affected. If all bars contain yellow or red, but are not all red, then the horse is likely a carrier. Otherwise, the horse is not a likely a carrier of the tested trait.



Genetic Profile Test Results

Horse: Stolen Identity

Owner: Gail Smith

Defining Genetics & More Info

Allele:	One of two or more alternative forms of a gene that arise by mutation and are found at the same place on a chromosome.
Alleles: Heterozygous vs. Homozygous?	Allele calls are written in a way that denotes their origin and whether they are DOMINANT (uppercase) or recessive (lowercase). For example, at MC1R (also known as extension), Black is dominant and thus written as "E" whereas Red is recessive and thus denoted as "e". Therefore, an EE horse is homozygous for Black (and thus appears black), an ee horse is homozygous for Red (appears Red), and an Ee horse is heterozygous (shows the dominant allele, thus is Black).
Gene:	A unit of heredity that is transferred from a parent to offspring and is thought to determine some characteristic of the offspring.
Genotype:	The genetic constitution or make up of an individual organism.
Heterozygous:	A pair of genes which are different (not the same). One is typically dominant and one recessive.
Homozygous:	A pair of genes that are identical (of one type).
Phenotype:	The observable or visible characteristics of an individual resulting from their genotype or the interaction of their various genes and environment.

The results depicted in this report do not constitute veterinary or medical advice. Any medical or veterinary advice should be sought from your veterinarian regarding these results or any health issues or questions you may have about your animal. Breed, sex, gene interaction, unknown genes and individual variances may impact the results, phenotypes, and behaviors in any animal in unknown and unpredictable ways. Please be advised that your animals' health is important to us and you should feel free to contact us should you have any further questions or feedback on our diagnostic platform, results reporting, or general questions. We value your input and thank you!